

CH-108 CAT6 to CAT6 Repeater

Operation Manual



CH-108

TABLE OF CONTENTS

1. Introduction.....	1
2. Features.....	1
3. Package Contents.....	1
4. Operation Controls and Functions.....	1
4.1 Front Panel.....	1
4.2 Rear Panel.....	2
5. Connection and Installation.....	2
6. Specifications.....	3

1. Introduction

This is the most advanced solution for CAT6 to CAT6 signal repeater. These two CAT6 connectors are for Video and DDC ports of transmitter and receiver which isolates the DDC capacitances of the two sides of the buffer. This is compatible with HDMI v1.3 specifications, a cutting-edge technology which defines the supports to transfer Deep Color (12 bits/color) video and new lossless compressed (Dolby TrueHD, Dolby Digital Plus and DTS-HD Master Audio) digital audio.

2. Features

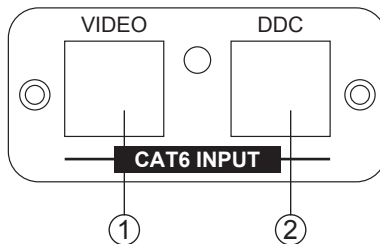
- HDMI 1.3, HDCP 1.1 and DVI1.1 compliant.
- Serial data rate at up to 2.25Gbps, capable of supporting the following digital video formats in Deep Color Mode at up to 36 bits (12bits/color):
- DTV resolutions: 480i, 576i, 480p, 576p, 720p, 1080i to 1080p.
- Supports CAT-6 cables for data/DDC transmission.
- Supports equalize and recover incoming TMDS data before re-transmitting them with optimal quality regardless of the incoming signal quality.
- Supports high definition resolution, the cable distance test with 1080p/8bits resolution the Input/Output source can run up to 45/45 meters. If 1080p/12bits resolution the Input/Output source can run up to 15/15 meters.
- Supports CEC bypass.
- Supports xvYCC.

3. Package Contents

- CAT6 to CAT6 Repeater.
- Operation Manual.

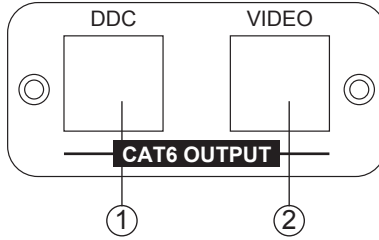
4. Operation Controls and Functions

4.1. Front Panel




- ① DDC input: Connect the DDC input to the DDC output of the transmitter using CAT-6 cable.
- ② Video input: Connect the video input to the video output of the transmitter unit using CAT-6 cable.

4.2. Rear Panel



- ① Video output: Connect the video output to the video input of the receiver unit using CAT-6 cable.
- ② DDC output: Connect the DDC output to the DDC input of the receiver unit using CAT-6 cable.

5. Connection and Installation



6. Specifications

Input Ports	1 x HDMI, 1 x DDC
Output Ports	1 x HDMI, 1 x DDC
Dimensions (mm)	50(W) x 72(D) x 23(H)
Weight(g)	106
Chassis Material	Aluminum
Silkscreen Color	Black
Operating Temperature	0°C ~ 40°C