

Component 4x2 Matrix

Operation Manual



TABLE OF CONTENTS

1. Introduction	1
2. Features	1
3. Package Contents	1
4. Operation Controls and Functions	2
4.1 Front Panel.....	2
4.2 Rear Panel.....	2
4.3 Remote Control.....	3
4.4 RS-232 Protocol.....	3
4.4.1 Pin Definition.....	3
4.4.2 Commands.....	4
5. Specifications	4
5.1. General Specification.....	4
5.2. Support Resolution.....	4
6. Connection and Installation	5

1. Introduction

CCMX-42 is a high performance Component + L/R Audio Matrix with remote control. It offers you maximum convenience in HDTV audio/video signal distribution when you have multiple sources and displays to connect together. Each of the four HDTV audio/video sources can be directed to any one of the two outputs, so two displays can show 2 identical or 2 different sources at the same time. CCMX-42 provides a maximum of 8 possible connection scenarios between sources and displays.

2. Features

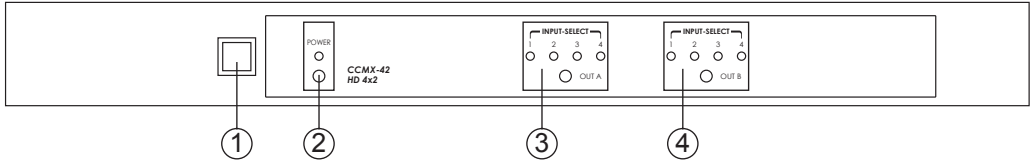
1. Provides 4 by 2 matrix input/output of Component (YPbPr/YCbCr) video and L/R audio signal.
2. Buffered video and audio output.
3. Input source LED indicators on each output select.
4. Ideal for home theater integration, conference room and retail stores.
5. Supports high resolution input/output:
HDTV: 480i, 576i, 480p, 576p, 1080i, and 1080p
6. Supports analog stereo L/R audio input and output.
7. IR remote control.
8. RS-232 control.

3. Package Contents

1. CCMX-42 Component Matrix
2. 12VDC Power Supply Adaptor
3. Remote Controller
4. Operation Manual

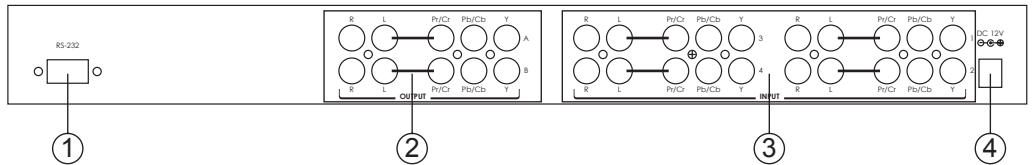
4. Operation Controls and Functions

4.1. Front Panel



1. Remote control sensor.
2. Power Switch & LED Indicator:
The LED will illuminate when the power is turned on.
3. Input Select/Indicators for Output A:
Press the "OUT A" button repeatedly to switch to your desired source.
One of the four LEDs will illuminate to indicate which input source is being selected, and routed to the display.
4. Input Select/Indicators for Output B:
Press the "OUT B" button repeatedly to switch to your desired source.
One of the four LEDs will illuminate to indicate which input source is being selected, and routed to the display.

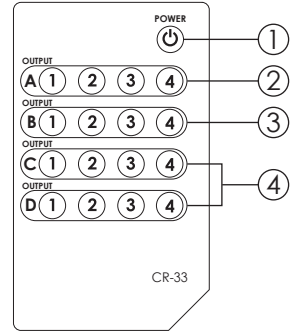
4.2. Rear Panel



1. RS-232 Communication Port:
Connect to the COM port of your PC for the distant control over RS-232 channel.
2. Component and L/R Audio OUTPUT Ports A and B:
Connect each set of Component (3 RCA) and Audio (2 RCA) to the input of your HDTV displays.
3. Component and L/R Audio INPUT Ports 1, 2, 3 and 4:
Connect each set of Component (3 RCA) and Audio (2 RCA) to the output of your source equipments such as DVD player or set-top-box.
4. Power:
Plug the 12VDC power supply into the unit and connect the adaptor to AC wall outlet.

Remote Control

1. Power:
Press the button to turn on/off the unit.
2. Input Select for Component/Audio OUT A:
Press 1, 2, 3 or 4 to select the desired input source for Component/Audio OUT A.
3. Input Select for Component/Audio OUT B:
Press 1, 2, 3 or 4 to select the desired input source for Component/Audio OUT B.
4. Void buttons (No function.)



4.4. RS-232 Protocol

4.4.1. Pin Definition

CCMX-42			Remote Control Console	
PIN	Definition		PIN	Definition
1	NC		1	NC
2	Tx	→	2	Rx
3	Rx		3	Tx
4	NC		4	NC
5	GND	←	5	GND
6	NC		6	NC
7	NC		7	NC
8	NC		8	NC
9	NC		9	NC

* RS-232 transmission format:

Baud Rate: 9600 bps

Data bit: 8 Bits

Parity: None

Stop Bit: 1 bit

4.4.2. Commands

COMMAND	ACTION
P0	Power Off (standby)
P1	Power On *
ST	System Status *
VR	Firmware Version
A1	Output A select Input1
A2	Output A select Input2
A3	Output A select Input3
A4	Output A select Input4
B1	Output B select Input1
B2	Output B select Input2
B3	Output B select Input3
B4	Output B select Input4

*: command "P1" and "ST" response: P? A? B?

5. Specifications

5.1. General Specification

* Input Ports:

Component (YPbPr/YCbCr) + L/R Audio x 4 sets

* Output Ports:

Component (YPbPr/YCbCr) + L/R Audio x 2 sets

* 12V DC power supply

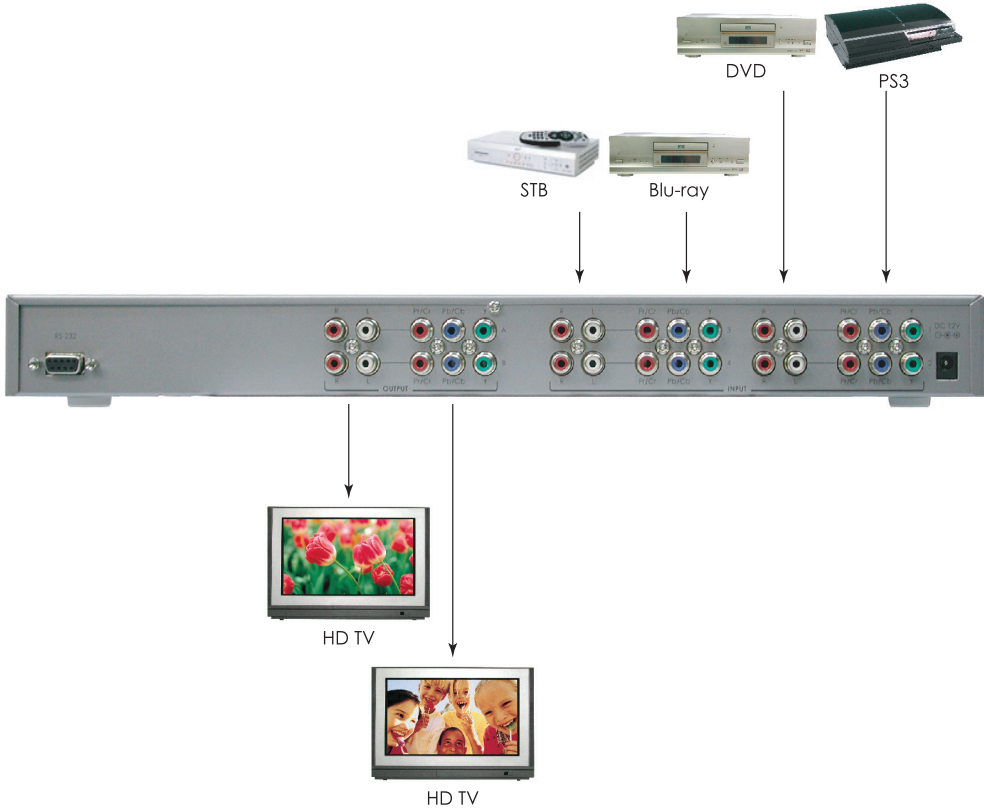
* Dimensions: 436 (W) x 120 (D) x 44 (H)mm

* Weight: 1.6 Kgs

5.2. Support Resolution

INPUT	480i / 480p / 576i / 576p / 720p / 1080i / 1080p / @50Hz/60Hz
OUTPUT	480i / 480p / 576i / 576p / 720p / 1080i / 1080p / @50Hz/60Hz

6. Connection and Installation



Matrix Series:

Product	Description
CHMX-22	2x2 HDMI Matrix
CHMX-24	2x4 HDMI Matrix
CHMX-42	4x2 HDMI Matrix
CHMX-44	4x4 HDMI Matrix
CHMX-22AS	2x2 HDMI Matrix
CCMX-42	4x2 Component Matrix w/audio
CCMX-44	4x4 Component Matrix w/audio